



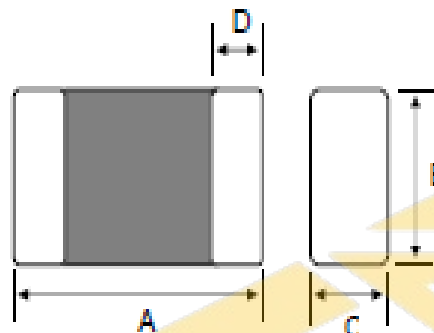
Physical Dimensions : mm (inch)

A =  $1.0 \pm 0.1$  (0.040  $\pm$  0.004)

B =  $0.5 \pm 0.1$  (0.020  $\pm$  0.004)

C =  $0.5 \pm 0.1$  (0.020  $\pm$  0.004)

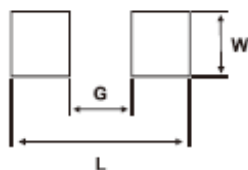
D =  $0.25 \pm 0.15$  (0.010  $\pm$  0.006)



General Information :

1. Termination Finish is 100% Tin.
2. Components Should be Adequately Preheated Before Soldering.
3. Operating Temperature: -55°C to +125°C
4. Storage Temperature (on Tape & Reel): 40°C MAX. , 70% RH

Land Patterns for Reflow Soldering



L	W	G
2.20(0.086)	0.70(0.028)	0.40(0.016)

Packing Method:

One reel = 10,000 pcs

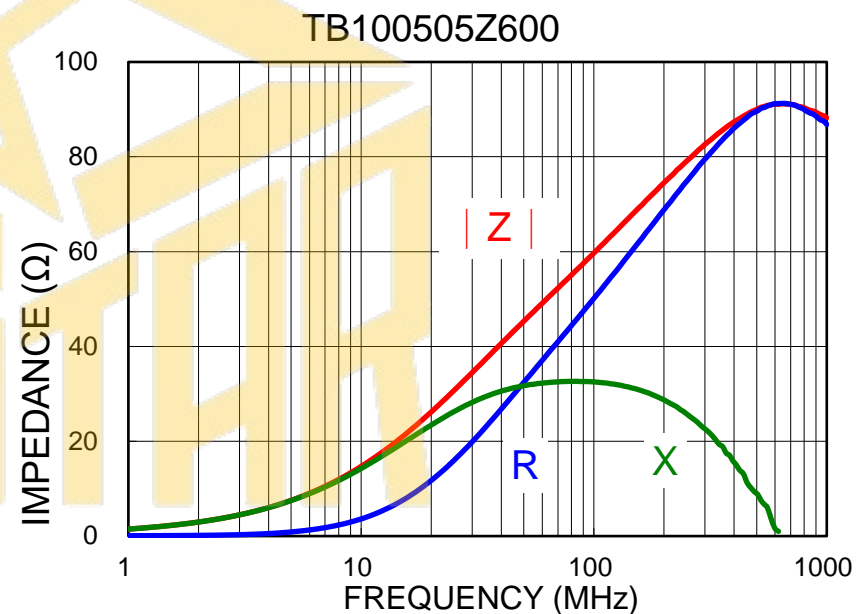
One Box = 500,000 pcs

One Box = 8.4 KG

Electrical Characteristics :

	Value	Unit	Tolerance	Test Condition
Impedance	60	$\Omega$	$\pm 25\%$	100MHz / 100mV
DCR	0.40	$\Omega$	Max.	
IDC	200	mA	Max.	

Typical Impedance Characteristics : HP 4291B



				Multilayer Ferrite Chip Beads	
				P/N	TB 100505 Z600
N000	Initial			Version	N000
VER.	DESCRIPTION	DATE	BY		



+886-3-4962286

www.tecstar.com.tw