



年程科技股份有限公司
TECSTAR TECHNOLOGY CO., LTD.

TB 321611 G202



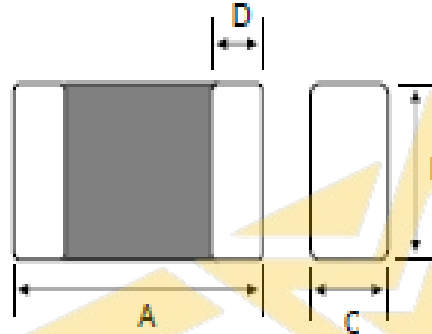
Physical Dimensions : mm (inch)

A = 3.2 ± 0.2 (0.126 \pm 0.008)

B = 1.6 ± 0.2 (0.063 \pm 0.008)

C = 1.1 ± 0.2 (0.043 \pm 0.008)

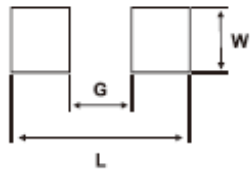
D = 0.5 ± 0.3 (0.020 \pm 0.012)



General Information :

1. Termination Finish is 100% Tin.
2. Components Should be Adequately Preheated Before Soldering.
3. Operating Temperature: -55°C to +125°C
4. Storage Temperature (on Tape & Reel): 40°C MAX. , 70% RH

Land Patterns for Reflow Soldering



L	W	G
4.40(0.173)	1.80(0.071)	1.20(0.047)

Packing Method:

One reel = 3,000 pcs

One Box = 150,000 pcs

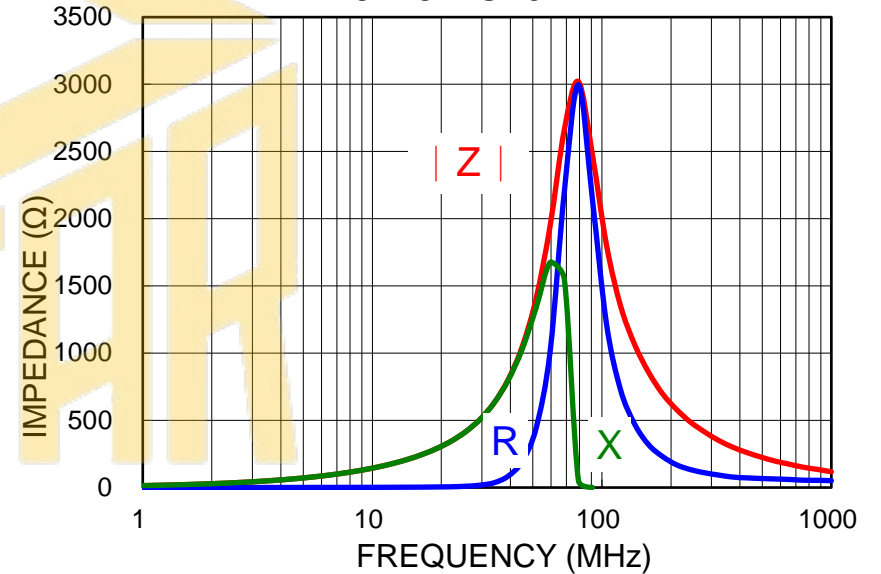
One Box = 9.3 KG

Electrical Characteristics :

	Value	Unit	Tolerance	Test Condition
Impedance	2000	Ω	$\pm 25\%$	30MHz / 100mV
DCR	0.60	Ω	Max.	
IDC	100	mA	Max.	

Typical Impedance Characteristics : HP 4291B

TB321611G202



Multilayer Ferrite Chip Beads

P/N TB 321611 G202

Version N000



+886-3-4962286

www.tecstar.com.tw

N000	Initial		
VER.	DESCRIPTION	DATE	BY