



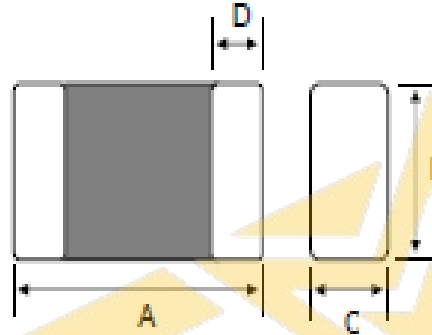
Physical Dimensions : mm (inch)

A =  $3.2 \pm 0.2$  (0.126 $\pm$ 0.008)

B =  $1.6 \pm 0.2$  (0.063 $\pm$ 0.008)

C =  $1.1 \pm 0.2$  (0.043 $\pm$ 0.008)

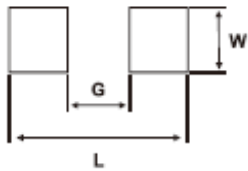
D =  $0.5 \pm 0.3$  (0.020 $\pm$ 0.012)



General Information :

1. Termination Finish is 100% Tin.
2. Components Should be Adequately Preheated Before Soldering.
3. Operating Temperature: -55°C to +125°C
4. Storage Temperature (on Tape & Reel): 40°C MAX. , 70% RH

Land Patterns for Reflow Soldering



L	W	G
4.40(0.173)	1.80(0.071)	1.20(0.047)

Packing Method:

One reel = 3,000 pcs

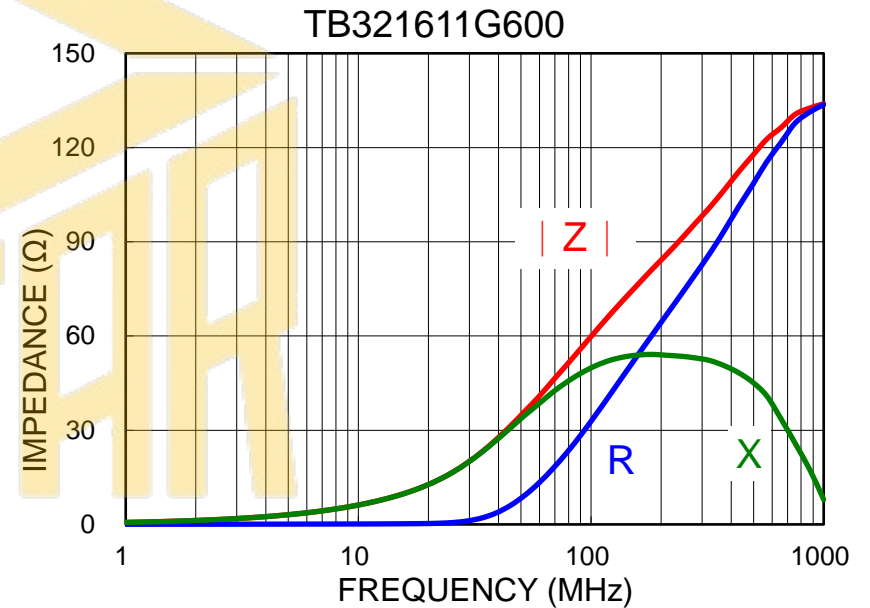
One Box = 150,000 pcs

One Box = 9.3 KG

Electrical Characteristics :

	Value	Unit	Tolerance	Test Condition
Impedance	60	$\Omega$	$\pm 25\%$	100MHz / 100mV
DCR	0.30	$\Omega$	Max.	
IDC	400	mA	Max.	

Typical Impedance Characteristics : HP 4291B



				Multilayer Ferrite Chip Beads	
				P/N	TB 321611 G600
N000	Initial			Version	N000
VER.	DESCRIPTION	DATE	BY		

