



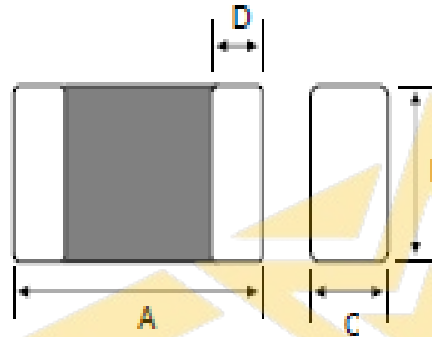
Physical Dimensions : mm (inch)

A = 3.2 ± 0.2 (0.126 \pm 0.008)

B = 1.6 ± 0.2 (0.063 \pm 0.008)

C = 1.1 ± 0.2 (0.043 \pm 0.008)

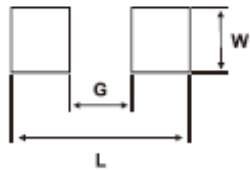
D = 0.5 ± 0.3 (0.020 \pm 0.012)



General Information :

1. Termination Finish is 100% Tin.
2. Components Should be Adequately Preheated Before Soldering.
3. Operating Temperature: -55°C to +125°C
4. Storage Temperature (on Tape & Reel): 40°C MAX. , 70% RH

Land Patterns for Reflow Soldering



L	W	G
4.40(0.173)	1.80(0.071)	1.20(0.047)

Packing Method:

One reel = 3,000 pcs

One Box = 150,000 pcs

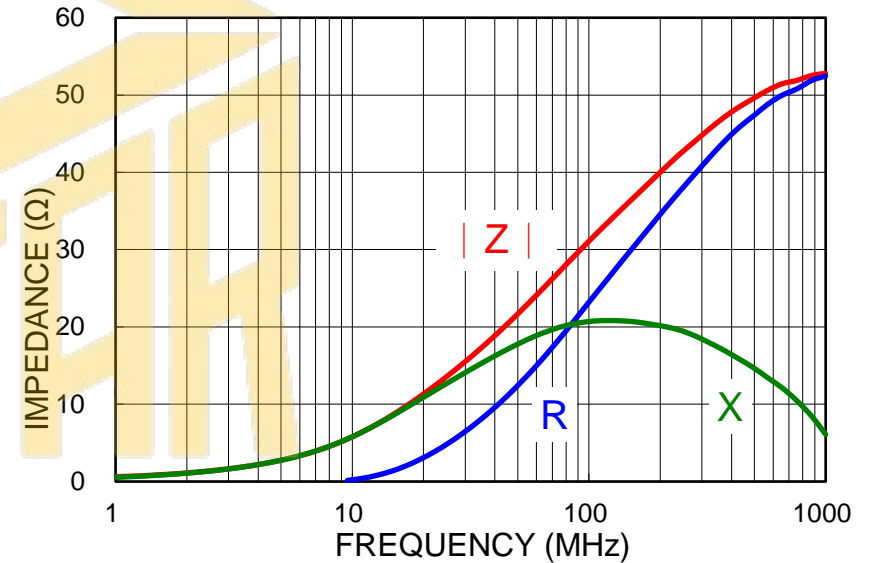
One Box = 9.3 KG

Electrical Characteristics :

	Value	Unit	Tolerance	Test Condition
Impedance	31	Ω	$\pm 25\%$	100MHz / 100mV
DCR	0.20	Ω	Max.	
IDC	500	mA	Max.	

Typical Impedance Characteristics : HP 4291B

TB321611U310



				Multilayer Ferrite Chip Beads	
				P/N	TB 321611 U310
N000	Initial			Version	N000
VER.	DESCRIPTION	DATE	BY		



+886-3-4962286

www.tecstar.com.tw