



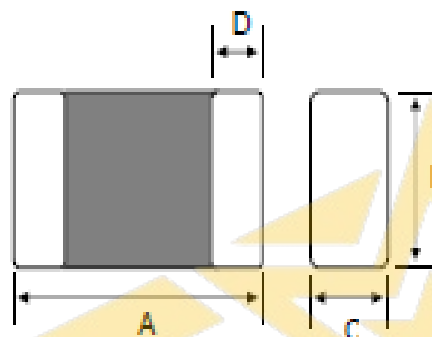
Physical Dimensions : mm (inch)

A = 4.5 ± 0.2 (0.177 \pm 0.008)

B = 1.6 ± 0.2 (0.063 \pm 0.008)

C = 1.6 ± 0.2 (0.063 \pm 0.008)

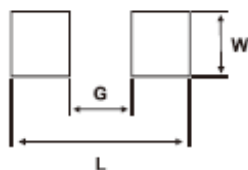
D = 0.5 ± 0.3 (0.020 \pm 0.012)



General Information :

1. Termination Finish is 100% Tin.
2. Components Should be Adequately Preheated Before Soldering.
3. Operating Temperature: -55°C to +125°C
4. Storage Temperature (on Tape & Reel): 40°C MAX. , 70% RH

Land Patterns for Reflow Soldering



L	W	G
5.80(0.228)	1.80(0.071)	2.00(0.079)

Packing Method:

One reel = 2,000 pcs

One Box = 80,000 pcs

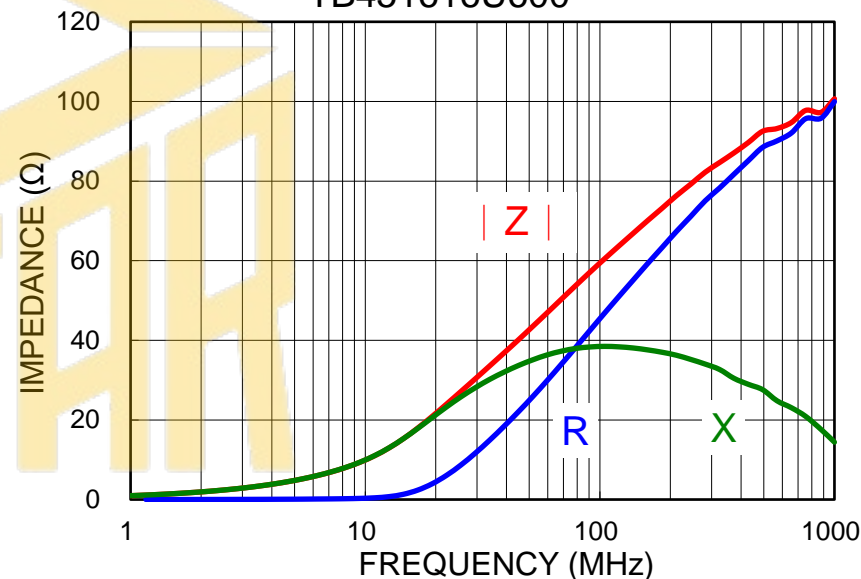
One Box = 9.6 KG

Electrical Characteristics :

	Value	Unit	Tolerance	Test Condition
Impedance	60	Ω	$\pm 25\%$	100MHz / 100mV
DCR	0.30	Ω	Max.	
IDC	400	mA	Max.	

Typical Impedance Characteristics : HP 4291B

TB451616U600



Multilayer Ferrite Chip Beads

P/N

TB 451616 U600

Version

N000

N000

Initial

VER.

DESCRIPTION

DATE

BY



+886-3-4962286

www.tecstar.com.tw