



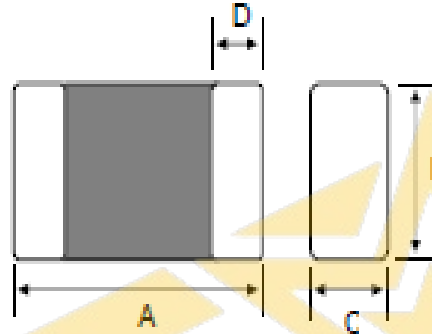
Physical Dimensions : mm (inch)

A =  $4.5 \pm 0.2$  (0.177 $\pm$ 0.008)

B =  $3.2 \pm 0.2$  (0.126 $\pm$ 0.008)

C =  $1.5 \pm 0.2$  (0.059 $\pm$ 0.008)

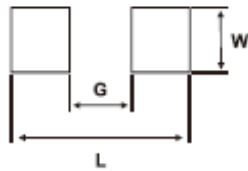
D =  $0.5 \pm 0.3$  (0.020 $\pm$ 0.012)



General Information :

1. Termination Finish is 100% Tin.
2. Components Should be Adequately Preheated Before Soldering.
3. Operating Temperature: -55°C to +125°C
4. Storage Temperature (on Tape & Reel): 40°C MAX. , 70% RH

Land Patterns for Reflow Soldering



L	W	G
5.80(0.228)	3.40(0.134)	2.00(0.079)

Packing Method:

One reel = 1,000 pcs

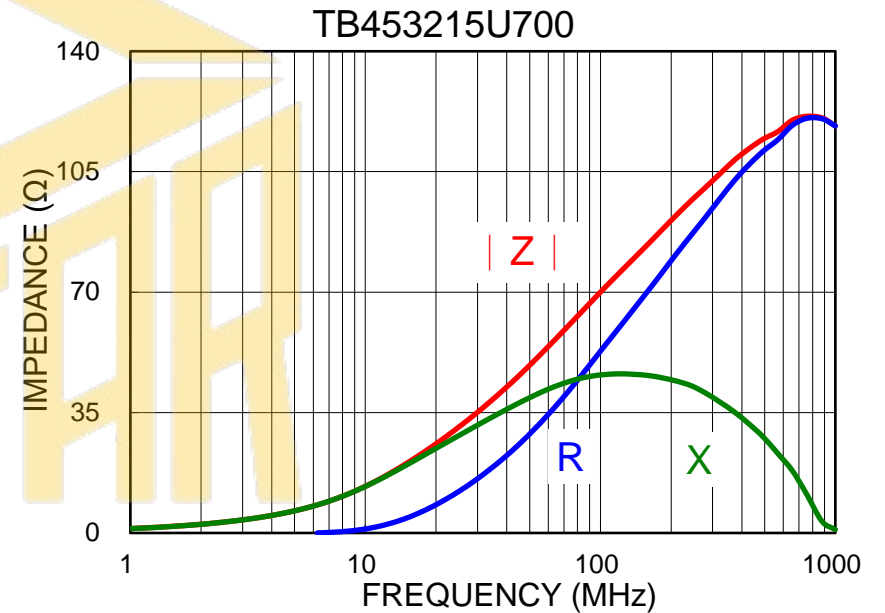
One Box = 40,000 pcs

One Box = 9.3 KG

Electrical Characteristics :

	Value	Unit	Tolerance	Test Condition
Impedance	70	$\Omega$	$\pm 25\%$	100MHz / 100mV
DCR	0.30	$\Omega$	Max.	
IDC	300	mA	Max.	

Typical Impedance Characteristics : HP 4291B



## Multilayer Ferrite Chip Beads

P/N

TB 453215 U700

Version

N000

N000

Initial

VER.

DESCRIPTION

DATE

BY

+886-3-4962286

www.tecstar.com.tw

